

NAME \_\_\_\_\_

ID # \_\_\_\_\_

## ORGANIC CHEMISTRY II (2302)

12:20 – 1:10 pm, October 26, 2015

### Exam 2

If you want to pick this exam up Wednesday in class (in public), please check the box on the right:

If you do not check the box, I will not bring your exam to class on Wednesday, and you will need to pick up your exam in private from Chemistry department staff in 115 Smith beginning Thursday, October 29<sup>th</sup>. Exams that are not picked up within two weeks will be disposed of.

---

A periodic table and a chart of reaction conditions are attached to the back of this exam as an aid. Otherwise, you are not permitted to use any other materials (including notes, books, or electronic devices of any kind).

Right now, write your name and student ID number at the top of this page. When the exam begins, please write your name at the top of the next page.

You may use pen or pencil. However, re-grades will be considered only for exams completed in pen.

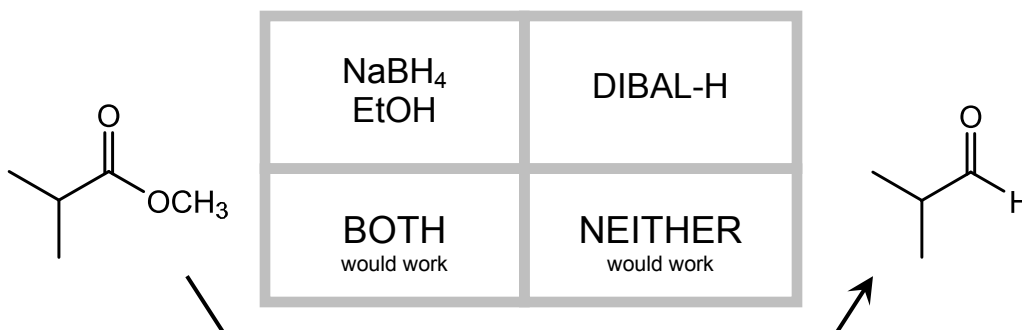
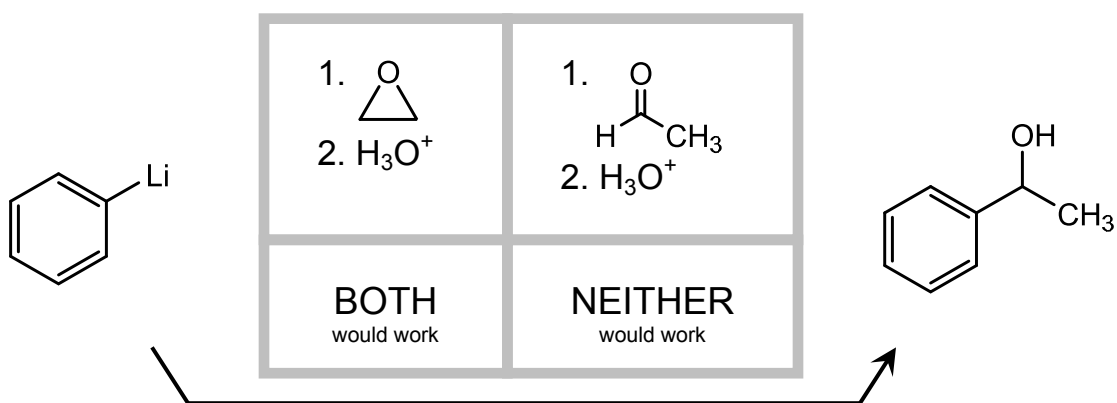
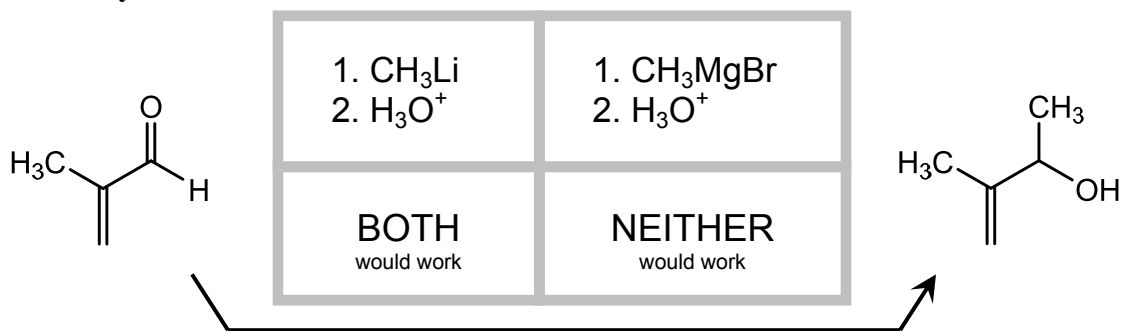
Please write your answers in the boxes/spaces provided. If your answer is not in the appropriate space (say, for example, it's on the back of the page), draw us an arrow and/or note telling us where to look.

NAME \_\_\_\_\_

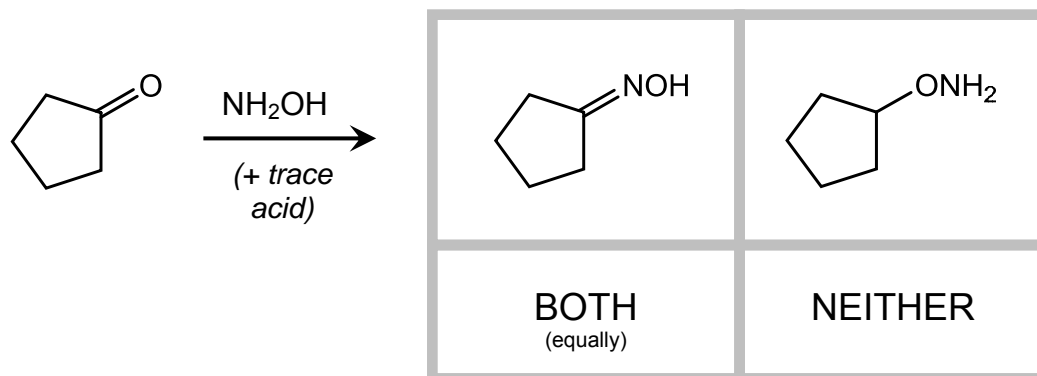
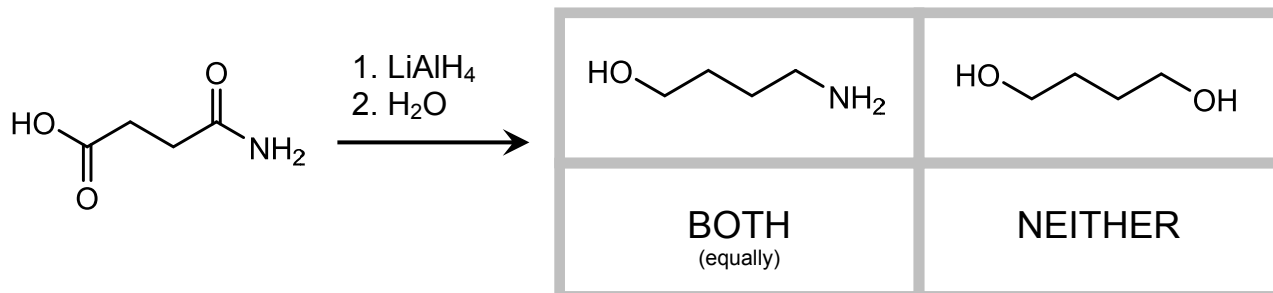
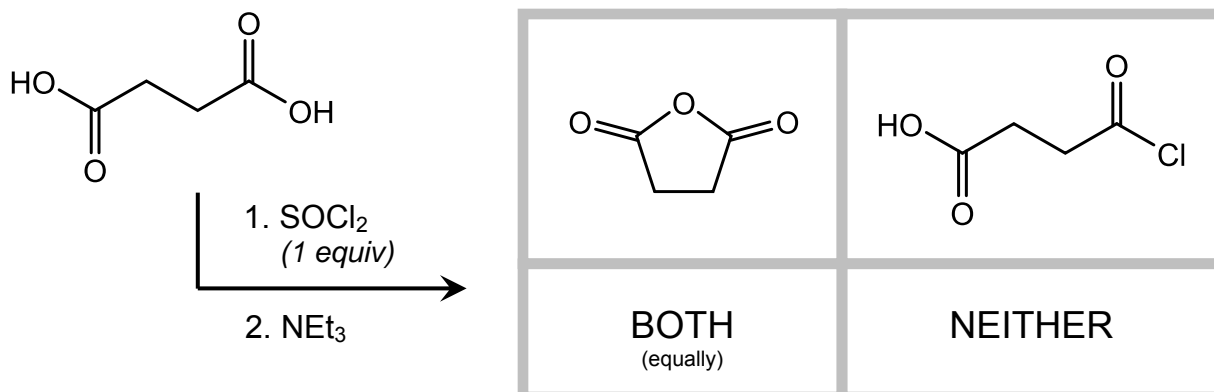
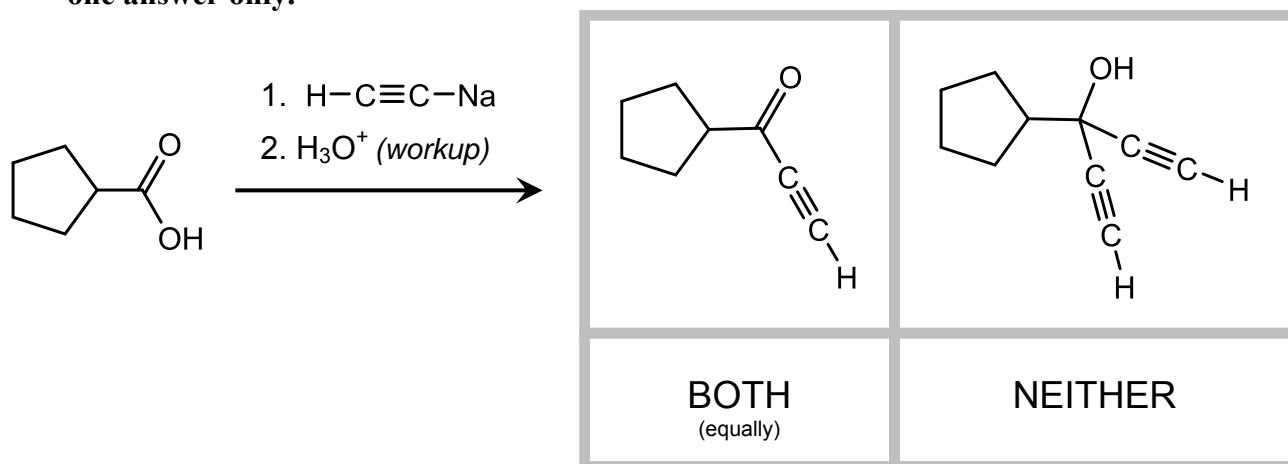
Scoring: 1. \_\_\_\_\_ / 12      4. \_\_\_\_\_ / 20  
 2. \_\_\_\_\_ / 16      5. \_\_\_\_\_ / 16  
 3. \_\_\_\_\_ / 20      6. \_\_\_\_\_ / 16

**Total Score:** \_\_\_\_\_ / 100

1. (12 pts) Each of the reactions below is drawn with two possible reaction conditions. If only one of the two reaction conditions would generate the given molecule as the major product, circle those conditions. If both sets of conditions would accomplish the reaction, circle "BOTH". If neither set of reaction conditions would succeed, circle "NEITHER". **Circle one answer only.**

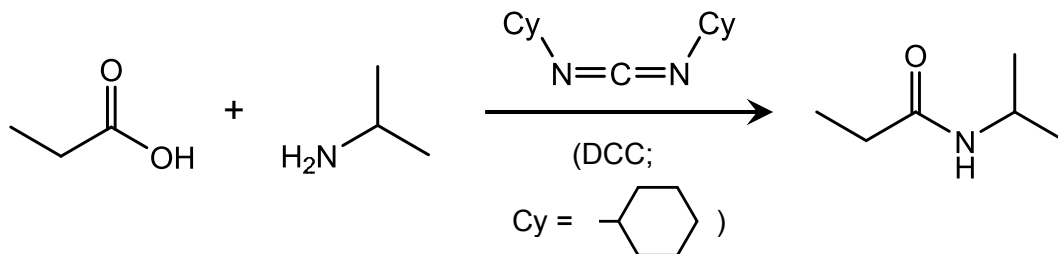


2. (16 pts) Each of the reactions below is drawn with two possible products. If one of the two products predominates, circle that preferred product. If the two products are produced equally, circle "BOTH". If neither product would result from the reaction, circle "NEITHER". **Circle one answer only.**



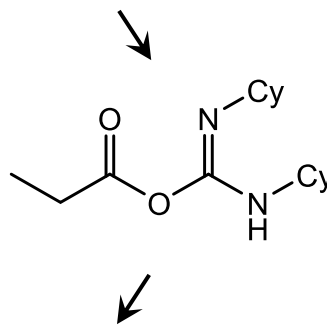
3. (20 pts) For the reaction shown below, draw a mechanism that explains both steps of the two-step reaction below, via the intermediate I've provided. In your answer, make sure that you:

- Draw each step of the mechanism separately;
- Use "electron pushing" to show where the electrons in each step go;
- Use only the molecules that you are given; do not invoke reactants or solvents that aren't in the problem.

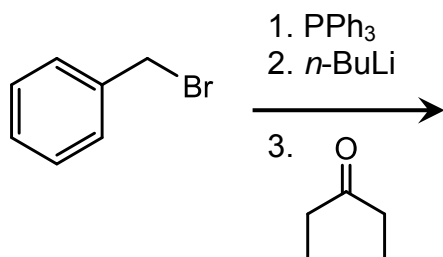
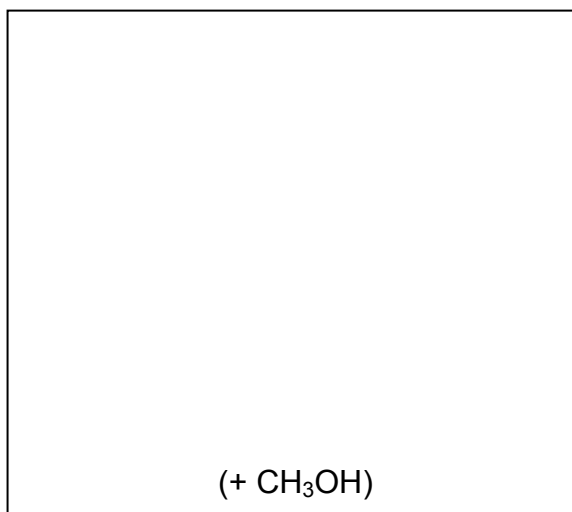
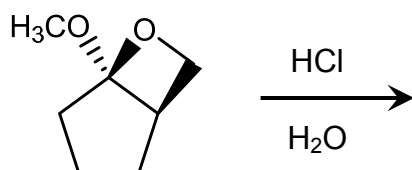
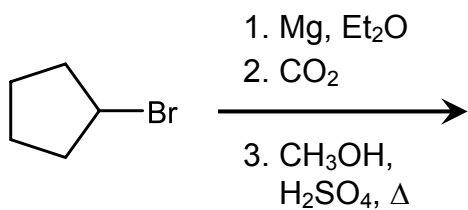


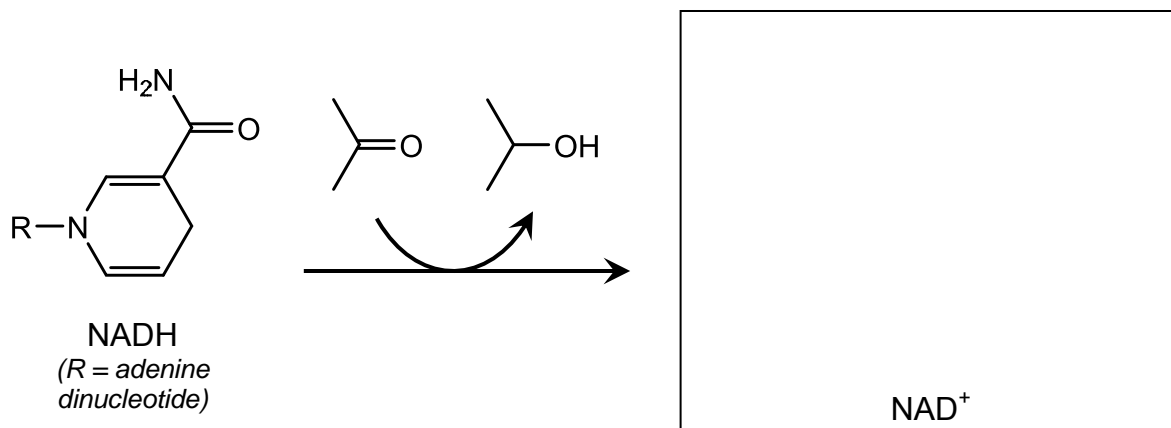
*Mechanism:*

*Mechanism:*


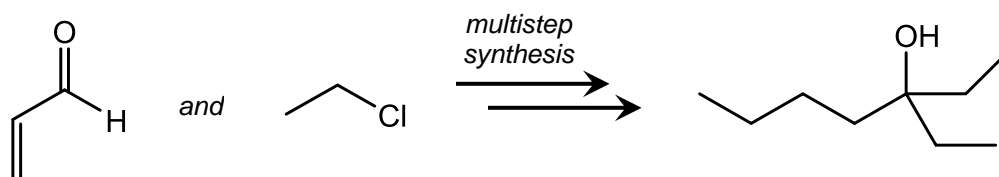


4. (20 pts) For each of the reactions below, fill in the empty box corresponding to product. Give only one answer in each box. For reactions that you expect to yield multiple products, draw one major product. For reactions that yield multiple enantiomers, draw only one enantiomer in the box, and include the note "+ enantiomer".



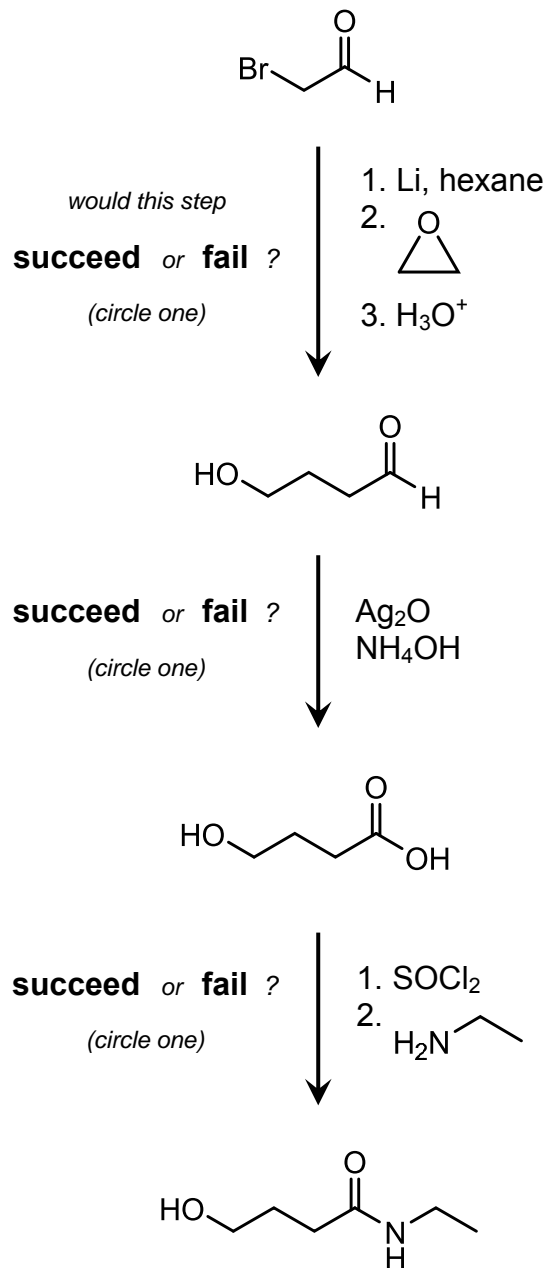
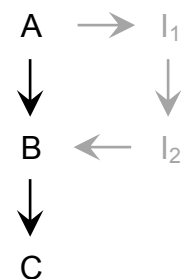


5. (16 pts) Propose a multistep synthesis of the product below, beginning with the starting materials given. In addition to those organic starting materials, you can use any reagents and reactions we've learned about in class. You might discover multiple answers to this problem; draw only your best (one) synthetic route. Feel free to draw an incomplete route—we will give you partial credit where we can.

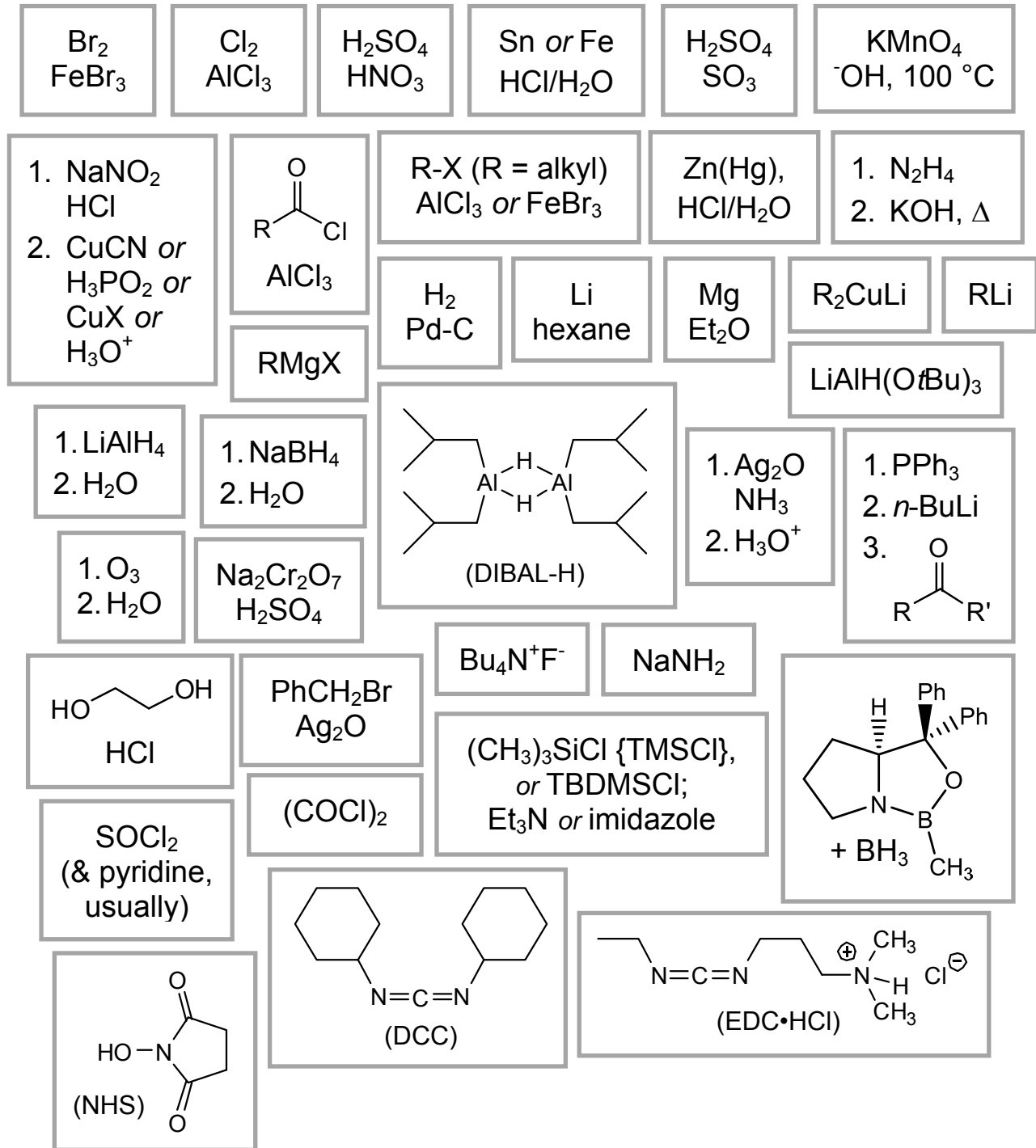


6. (16 pts) In the three-step synthesis below, at least one of the steps would fail as drawn. In your failed step(s), using a protecting group in the synthesis would help.

- Which steps do you think would succeed, and which would fail?
- For each step you predict would fail, draw a synthetic detour (like the scheme illustrated on the right) that incorporates protection and deprotection steps that would allow the synthesis to succeed.




## Exam 2 Chart of Reaction Conditions





		1		2		3		4		5		6		7		8		9		10		11		12		13		14		15		16		17		18																																																																																																																																																																																																						
		1A		2A		3B		4B		5B		6B		7B		8B						1B		2B		3A		4A		5A		6A		7A		8A																																																																																																																																																																																																						
1	1	<b>H</b> Hydrogen 1.01	2	<b>He</b> Helium 4.00	3	4	<b>Li</b> Lithium 6.94	5	<b>Be</b> Beryllium 9.01	6	7	<b>B</b> Boron 10.81	8	<b>C</b> Carbon 12.01	9	<b>N</b> Nitrogen 14.01	10	<b>O</b> Oxygen 16.00	11	<b>F</b> Fluorine 19.00	12	<b>Ne</b> Neon 20.18	13	<b>Na</b> Sodium 22.99	14	<b>Mg</b> Magnesium 24.31	15	<b>Al</b> Aluminum 26.98	16	<b>Si</b> Silicon 28.09	17	<b>P</b> Phosphorus 30.97	18	<b>S</b> Sulfur 32.07	19	<b>Cl</b> Chlorine 35.45	20	<b>Ar</b> Argon 39.95	21	<b>K</b> Potassium 39.10	22	<b>Ca</b> Calcium 40.08	23	<b>Sc</b> Scandium 44.96	24	<b>Ti</b> Titanium 47.87	25	<b>V</b> Vanadium 50.94	26	<b>Cr</b> Chromium 52.00	27	<b>Mn</b> Manganese 54.94	28	<b>Fe</b> Iron 55.85	29	<b>Ni</b> Nickel 58.69	30	<b>Cu</b> Copper 63.55	31	<b>Zn</b> Zinc 65.39	32	<b>Ga</b> Gallium 69.72	33	<b>Ge</b> Germanium 72.61	34	<b>As</b> Arsenic 74.92	35	<b>Se</b> Selenium 78.96	36	<b>Kr</b> Krypton 83.80	37	<b>Rb</b> Rubidium 85.47	38	<b>Sr</b> Strontium 87.62	39	<b>Y</b> Yttrium 88.91	40	<b>Zr</b> Zirconium 91.22	41	<b>Nb</b> Niobium 92.91	42	<b>Mo</b> Molybdenum 95.94	43	<b>Tc</b> Technetium (98)	44	<b>Ru</b> Ruthenium 101.07	45	<b>Rh</b> Rhodium 102.91	46	<b>Pd</b> Palladium 106.42	47	<b>Ag</b> Silver 107.87	48	<b>Cd</b> Cadmium 112.41	49	<b>In</b> Indium 114.82	50	<b>Sn</b> Tin 118.71	51	<b>Sb</b> Antimony 121.76	52	<b>Te</b> Tellurium 127.60	53	<b>I</b> Iodine 126.90	54	<b>Xe</b> Xenon 131.29	55	<b>Cs</b> Cesium 132.91	56	<b>Ba</b> Barium 137.33	57	<b>La</b> Lanthanum 138.91	58	<b>Ce</b> Cerium 140.12	59	<b>Pr</b> Praseodymium 140.91	60	<b>Nd</b> Neodymium 144.24	61	<b>Pm</b> Promethium (145)	62	<b>Sm</b> Samarium 150.36	63	<b>Eu</b> Europium 151.96	64	<b>Gd</b> Gadolinium 157.25	65	<b>Tb</b> Terbium 158.93	66	<b>Dy</b> Dysprosium 162.50	67	<b>Ho</b> Holmium 164.93	68	<b>Er</b> Erbium 167.26	69	<b>Tm</b> Thulium 168.93	70	<b>Yb</b> Ytterbium 173.04	71	<b>Lu</b> Lutetium 174.97	72	<b>Fr</b> Francium (223)	73	<b>Ra</b> Radium (226)	74	<b>Ac</b> Actinium (227)	75	<b>Rf</b> Rutherfordium (261)	76	<b>Hf</b> Hafnium 178.49	77	<b>Ta</b> Tantalum 180.95	78	<b>W</b> Tungsten 183.84	79	<b>Re</b> Rhenium 186.21	80	<b>Os</b> Osmium 190.23	81	<b>Ir</b> Iridium 192.22	82	<b>Pt</b> Platinum 195.08	83	<b>Au</b> Gold 196.97	84	<b>Hg</b> Mercury 200.59	85	<b>Tl</b> Thallium 204.38	86	<b>Pb</b> Lead 207.2	87	<b>Bi</b> Bismuth 208.98	88	<b>Po</b> Polonium (209)	89	<b>At</b> Astatine (210)	90	<b>Rn</b> Radon (222)	91	<b>Th</b> Thorium 232.04	92	<b>Pa</b> Protactinium 231.04	93	<b>U</b> Uranium 238.03	94	<b>Np</b> Neptunium (237)	95	<b>Pu</b> Plutonium (244)	96	<b>Am</b> Americium (243)	97	<b>Cm</b> Curium (247)	98	<b>Bk</b> Berkelium (247)	99	<b>Cf</b> Californium (251)	100	<b>Fm</b> Fermium (257)	101	<b>Md</b> Mendelevium (258)	102	<b>No</b> Nobelium (259)	103	<b>Lr</b> Lawrencium (262)	104	<b>Uu</b> Ununquadium (264)	105	<b>Uub</b> Ununbium (264)	106	<b>Uut</b> Ununtrium (266)	107	<b>Uuq</b> Ununquadium (266)	108	<b>Uuq</b> Ununquadium (266)	109	<b>Uuq</b> Ununquadium (266)	110	<b>Uuq</b> Ununquadium (266)	111	<b>Uuq</b> Ununquadium (266)	112	<b>Uuq</b> Ununquadium (266)	113	<b>Uuq</b> Ununquadium (266)	114	<b>Uuq</b> Ununquadium (266)	115	<b>Uuq</b> Ununquadium (266)	116	<b>Uuq</b> Ununquadium (266)	117	<b>Uuq</b> Ununquadium (266)	118	<b>Uuq</b> Ununquadium (266)

**Key**



\* If this number is in parentheses, then it refers to the atomic mass of the most stable isotope.